

Heated Towel Rails



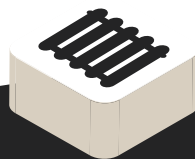
Overview

Warmup electric heated towel rails are an excellent, energy efficient solution to provide an additional source of heat for your bathroom as well as year round towel drying and warming. The rails use dry heating technology meaning they are maintenance free with no risk of leaks.

The rails are available in both single bar and ladder models with a variety of finishes to suit any bathroom style. They are manufactured using high quality stainless steel (SS304) making them resistant to staining and corrosion, ideal for bathroom environments.

Installation is straightforward as the rails can either be connected into the rooms lighting circuit, enabling the towel rail when the lights are switched on or alternatively they can be controlled by an independent controller that provides power on demand.

Warmup heated towel rails are available in a wide range of sizes and wattages to suit all bathrooms.



Bathroom
Heating

0345 345 2288

uk@warmup.com
www.warmup.co.uk




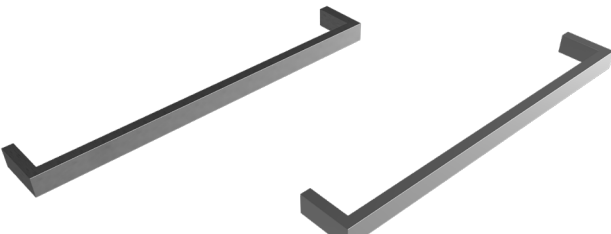


Warmup[®]

The world's **best-selling** floor heating brand™

Features

- Provides an excellent, energy efficient solution to provide an additional source of heat for your bathroom as well as year round towel drying and warming.
- Uses dry heating technology meaning they are maintenance free with no risk of leaks.
- Manufactured using high quality stainless steel (SS304) making them resistant to staining and corrosion, ideal for bathroom environments.
- Can connect to existing lighting circuit for automatic operation when light is switched or controlled by an independent controller that provides power on demand.
- CE & UKCA Marked with 5 year warranty

Technical Data

SINGLE BAR RAIL - ROUND			SINGLE BAR RAIL - SQUARE				
  			  				
PRODUCT CODE	SIZE (mm)	CONNECTION	VOLTAGE	POWER (W)	BTU/hr	LOAD (A)	RESISTANCE +/- 10 % (Ω)
HTR-1ROBR	Single Bar - Round Brushed 32(h) x 650(l) x 100(d) mm	1.5 m coldtail	230 V AC: 50 Hz	19	64.8	0.08	2800
HTR-1ROPO	Single Bar - Round Polished 32(h) x 650(l) x 100(d) mm	1.5 m coldtail	230 V AC: 50 Hz	19	64.8	0.08	2800
HTR-1SQBR	Single Bar - Square Brushed 40(h) x 650(l) x 100(d) mm	1.5 m coldtail	230 V AC: 50 Hz	19	64.8	0.08	2800
HTR-1SQPO	Single Bar - Square Polished 40(h) x 650(l) x 100(d) mm	1.5 m coldtail	230 V AC: 50 Hz	19	64.8	0.08	2800

4 BAR LADDER RAIL - ROUND



CE UK CA IP55

4 BAR LADDER RAIL - SQUARE



CE UK CA IP55

PRODUCT CODE	SIZE (mm)	CONNECTION	VOLTAGE	POWER (W)	BTU/hr	LOAD (A)	RESISTANCE +/- 10 % (Ω)
HTR-4ROPO	4 Bar Ladder - Round Polished 520(h) x 500(l) x 120(d) mm	1.5 m coldtail	230 V AC: 50 Hz	52	177.4	0.23	1017
HTR-4SQPO	4 Bar Ladder - Square Polished 435(h) x 525(l) x 120(d) mm	1.5 m coldtail	230 V AC: 50 Hz	52	177.4	0.23	1017

6 BAR LADDER RAIL - ROUND



CE UK CA IP55

6 BAR LADDER RAIL - SQUARE



CE UK CA IP55


PRODUCT CODE	SIZE (mm)	CONNECTION	VOLTAGE	POWER (W)	BTU/hr	LOAD (A)	RESISTANCE +/- 10 % (Ω)
HTR-6ROPO	6 Bar Ladder - Round Polished 600(h) x 650(l) x 120(d) mm	1.5 m coldtail	230 V AC: 50 Hz	90	307.1	0.39	588
HTR-6SQPO	6 Bar Ladder - Square Polished 600(h) x 650(l) x 120(d) mm	1.5 m coldtail	230 V AC: 50 Hz	95	324.1	0.41	557

8 BAR LADDER RAIL - ROUND



CE UK CA IP55

8 BAR LADDER RAIL - SQUARE



CE UK CA IP55

PRODUCT CODE	SIZE (mm)	CONNECTION	VOLTAGE	POWER (W)	BTU/hr	LOAD (A)	RESISTANCE +/- 10 % (Ω)
HTR-8ROPO	8 Bar Ladder - Round Polished 800(h) x 530(l) x 135(d) mm	1.5 m coldtail	230 V AC: 50 Hz	100	341.2	0.43	529
HTR-8SQPO	8 Bar Ladder - Square Polished 912(h) x 620(l) x 120(d) mm	1.5 m coldtail	230 V AC: 50 Hz	115	392.4	0.50	460